











































<p><b>The test monographs included in this table have been identified as critical tests. The following titles are not intended to provide an all-inclusive listing of critical tests. This list reflects a collection of information from a number of different organizations, across a wide spectrum of general and specialty health care services.</b></p>	<p><b>UNDERSTANDING CRITICAL TESTS AND CRITICAL VALUES</b></p> <p>Nationally certified healthcare organizations are required to define "critical tests" and "critical values." "Critical tests" require rapid communication of the results, even if normal. Note and immediately report to the health care provider (HCP) the test results, whether normal or abnormal, and related symptoms. "Critical values" are test results that fall significantly outside the reference or normal range and may reflect a life-threatening clinical situation. Note and immediately report to the healthcare provider (HCP) any critically increased or decreased values and related symptoms.</p>
<p><b>Angiography, Abdomen</b></p>	<p><b>CRITICAL TEST RELATED TO NEW OR UNSUSPECTED DIAGNOSIS OF:</b> </p> <ul style="list-style-type: none"> <li>• Abscess</li> <li>• Aneurysm</li> </ul>
<p><b>Angiography, Coronary</b></p>	<p><b>CRITICAL TEST RELATED TO NEW OR UNSUSPECTED DIAGNOSIS OF:</b> </p> <ul style="list-style-type: none"> <li>• Aneurysm</li> <li>• Aortic dissection</li> </ul>
<p><b>Angiography, Pulmonary</b></p>	<p><b>CRITICAL TEST RELATED TO NEW OR UNSUSPECTED DIAGNOSIS OF:</b> </p> <ul style="list-style-type: none"> <li>• PE</li> </ul>
<p><b>Biopsy, Bladder</b></p>	<p><b>CRITICAL TEST RELATED TO NEW OR UNSUSPECTED DIAGNOSIS OF:</b> </p> <ul style="list-style-type: none"> <li>• Malignancy</li> </ul> <p>It is essential that critical diagnoses be communicated immediately and directly from the pathologist to the health care provider (HCP). A listing of these diagnoses varies from facility to facility.</p>
<p><b>Biopsy, Bone</b></p>	<p><b>CRITICAL TEST RELATED TO NEW OR UNSUSPECTED DIAGNOSIS OF:</b> </p> <ul style="list-style-type: none"> <li>• Malignancy</li> </ul> <p>It is essential that critical diagnoses be communicated immediately and directly from the pathologist to the health care provider (HCP). A listing of these diagnoses varies from facility to facility.</p>
<p><b>Biopsy, Bone Marrow</b></p>	<p><b>CRITICAL TEST RELATED TO NEW OR UNSUSPECTED DIAGNOSIS OF:</b> </p> <ul style="list-style-type: none"> <li>• Malignancy</li> </ul> <p>It is essential that critical diagnoses be communicated immediately and directly from the pathologist to the health care provider (HCP). A listing of these diagnoses varies from facility to facility.</p>








<b>Biopsy, Breast</b>	<p><b>CRITICAL TEST RELATED TO NEW OR UNSUSPECTED DIAGNOSIS OF:</b> </p> <ul style="list-style-type: none"> <li>• Malignancy</li> </ul> <p>It is essential that critical diagnoses be communicated immediately and directly from the pathologist to the health care provider (HCP). A listing of these diagnoses varies from facility to facility.</p>
<b>Biopsy, Cervical</b>	<p><b>CRITICAL TEST RELATED TO NEW OR UNSUSPECTED DIAGNOSIS OF:</b> </p> <ul style="list-style-type: none"> <li>• Malignancy</li> </ul> <p>It is essential that critical diagnoses be communicated immediately and directly from the pathologist to the health care provider (HCP). A listing of these diagnoses varies from facility to facility.</p>
<b>Biopsy, Chorionic Villus</b>	<p><b>CRITICAL TEST RELATED TO NEW OR UNSUSPECTED DIAGNOSIS OF:</b> </p> <ul style="list-style-type: none"> <li>• Malignancy</li> </ul> <p>It is essential that critical diagnoses be communicated immediately and directly from the pathologist to the health care provider (HCP). A listing of these diagnoses varies from facility to facility.</p>
<b>Biopsy, Intestinal</b>	<p><b>CRITICAL TEST RELATED TO NEW OR UNSUSPECTED DIAGNOSIS OF:</b> </p> <ul style="list-style-type: none"> <li>• Malignancy</li> </ul> <p>It is essential that critical diagnoses be communicated immediately and directly from the pathologist to the health care provider (HCP). A listing of these diagnoses varies from facility to facility.</p>
<b>Biopsy, Kidney</b>	<p><b>CRITICAL TEST RELATED TO NEW OR UNSUSPECTED DIAGNOSIS OF:</b> </p> <ul style="list-style-type: none"> <li>• Malignancy</li> </ul> <p>It is essential that critical diagnoses be communicated immediately and directly from the pathologist to the health care provider (HCP). A listing of these diagnoses varies from facility to facility.</p>
<b>Biopsy, Liver</b>	<p><b>CRITICAL TEST RELATED TO NEW OR UNSUSPECTED DIAGNOSIS OF:</b> </p> <ul style="list-style-type: none"> <li>• Malignancy</li> </ul> <p>It is essential that critical diagnoses be communicated immediately and directly from the pathologist to the health care provider (HCP). A listing of these diagnoses varies from facility to facility.</p>





<b>Biopsy, Lung</b>	<p><b>CRITICAL TEST RELATED TO NEW OR UNSUSPECTED DIAGNOSIS OF:</b> </p> <ul style="list-style-type: none"> <li>• Malignancy</li> </ul> <p>It is essential that critical diagnoses be communicated immediately and directly from the pathologist to the health care provider (HCP). A listing of these diagnoses varies from facility to facility.</p>
<b>Biopsy, Lymph Node</b>	<p><b>CRITICAL TEST RELATED TO NEW OR UNSUSPECTED DIAGNOSIS OF:</b> </p> <ul style="list-style-type: none"> <li>• Malignancy</li> </ul> <p>It is essential that critical diagnoses be communicated immediately and directly from the pathologist to the health care provider (HCP). A listing of these diagnoses varies from facility to facility.</p>
<b>Biopsy, Muscle</b>	<p><b>CRITICAL TEST RELATED TO NEW OR UNSUSPECTED DIAGNOSIS OF:</b> </p> <ul style="list-style-type: none"> <li>• Malignancy</li> </ul> <p>It is essential that critical diagnoses be communicated immediately and directly from the pathologist to the health care provider (HCP). A listing of these diagnoses varies from facility to facility.</p>
<b>Biopsy, Prostate</b>	<p><b>CRITICAL TEST RELATED TO NEW OR UNSUSPECTED DIAGNOSIS OF:</b> </p> <ul style="list-style-type: none"> <li>• Malignancy</li> </ul> <p>It is essential that critical diagnoses be communicated immediately and directly from the pathologist to the health care provider (HCP). A listing of these diagnoses varies from facility to facility.</p>
<b>Biopsy, Skin</b>	<p><b>CRITICAL TEST RELATED TO NEW OR UNSUSPECTED DIAGNOSIS OF:</b> </p> <ul style="list-style-type: none"> <li>• Malignancy</li> </ul> <p>It is essential that critical diagnoses be communicated immediately and directly from the pathologist to the health care provider (HCP). A listing of these diagnoses varies from facility to facility.</p>
<b>Biopsy, Thyroid</b>	<p><b>CRITICAL TEST RELATED TO NEW OR UNSUSPECTED DIAGNOSIS OF:</b> </p> <ul style="list-style-type: none"> <li>• Malignancy</li> </ul> <p>It is essential that critical diagnoses be communicated immediately and directly from the pathologist to the health care provider (HCP). A listing of these diagnoses varies from facility to facility.</p>
<b>Blood Pool Imaging</b>	<p><b>CRITICAL TEST RELATED TO NEW OR UNSUSPECTED DIAGNOSIS OF:</b> </p> <ul style="list-style-type: none"> <li>• Myocardial infarction</li> </ul>

<b>Chest X-Ray</b>	<b>CRITICAL TEST RELATED TO NEW OR UNSUSPECTED DIAGNOSIS OF:</b>  <ul style="list-style-type: none"> <li>• Foreign body</li> <li>• Malposition of tube, line, or post-op device (pacemaker)</li> <li>• Pneumonia</li> <li>• Pneumoperitoneum</li> <li>• Pneumothorax</li> <li>• Spine fracture</li> </ul>
<b>Computed Tomography, Abdomen</b>	<b>CRITICAL TEST RELATED TO NEW OR UNSUSPECTED DIAGNOSIS OF:</b>  <ul style="list-style-type: none"> <li>• Abscess</li> <li>• Acute GI bleed</li> <li>• Aortic aneurysm</li> <li>• Appendicitis</li> <li>• Aortic dissection</li> <li>• Bowel perforation</li> <li>• Bowel obstruction</li> <li>• Mesenteric torsion</li> <li>• Tumor with significant mass effect</li> <li>• Visceral injury; significant solid organ laceration</li> </ul>
<b>Computed Tomography, Angiography</b>	<b>CRITICAL TEST RELATED TO NEW OR UNSUSPECTED DIAGNOSIS OF:</b>  <ul style="list-style-type: none"> <li>• Brain or spinal cord ischemia</li> <li>• Emboli</li> <li>• Hemorrhage</li> <li>• Leaking aortic aneurysm</li> <li>• Occlusion</li> <li>• Tumor with significant mass effect</li> </ul>
<b>Computed Tomography, Brain</b>	<b>CRITICAL TEST RELATED TO NEW OR UNSUSPECTED DIAGNOSIS OF:</b>  <ul style="list-style-type: none"> <li>• Abscess</li> <li>• Acute hemorrhage</li> <li>• Aneurysm</li> <li>• Infarction</li> <li>• Infection</li> <li>• Tumor with significant mass effect</li> </ul>
<b>Computed Tomography, Pelvis</b>	<b>CRITICAL TEST RELATED TO NEW OR UNSUSPECTED DIAGNOSIS OF:</b>  <ul style="list-style-type: none"> <li>• Ectopic pregnancy</li> <li>• Tumor with significant mass effect</li> </ul>
<b>Computed Tomography, Spine</b>	<b>CRITICAL TEST RELATED TO NEW OR UNSUSPECTED DIAGNOSIS OF:</b>  <ul style="list-style-type: none"> <li>• Cord compression</li> <li>• Fracture</li> <li>• Tumor with significant mass effect</li> </ul>

<b>Computed Tomography, Spleen</b>	<p><b>CRITICAL TEST RELATED TO NEW OR UNSUSPECTED DIAGNOSIS OF:</b> </p> <ul style="list-style-type: none"> <li>• Abscess</li> <li>• Hemorrhage</li> <li>• Laceration</li> </ul>
<b>Computed Tomography, Thoracic</b>	<p><b>CRITICAL TEST RELATED TO NEW OR UNSUSPECTED DIAGNOSIS OF:</b> </p> <ul style="list-style-type: none"> <li>• Aortic aneurysm</li> <li>• Aortic dissection</li> <li>• Pneumothorax</li> <li>• Pulmonary embolism</li> </ul>
<b>Cytology, Sputum</b>	<p><b>CRITICAL TEST RELATED TO NEW OR UNSUSPECTED DIAGNOSIS OF:</b> </p> <ul style="list-style-type: none"> <li>• Malignancy</li> </ul> <p>It is essential that critical diagnoses be communicated immediately and directly from the pathologist to the health care provider (HCP). A listing of these diagnoses varies from facility to facility.</p>
<b>Cytology, Urine</b>	<p><b>CRITICAL TEST RELATED TO NEW OR UNSUSPECTED DIAGNOSIS OF:</b> </p> <ul style="list-style-type: none"> <li>• Malignancy</li> </ul> <p>It is essential that critical diagnoses be communicated immediately and directly from the pathologist to the health care provider (HCP). A listing of these diagnoses varies from facility to facility.</p>
<b>Echocardiography</b>	<p><b>CRITICAL TEST RELATED TO NEW OR UNSUSPECTED DIAGNOSIS OF:</b> </p> <ul style="list-style-type: none"> <li>• Aneurysm</li> <li>• Infection</li> <li>• Obstruction</li> <li>• Tumor with significant mass effect (Rare)</li> </ul>
<b>Echocardiography, Transesophageal</b>	<p><b>CRITICAL TEST RELATED TO NEW OR UNSUSPECTED DIAGNOSIS OF:</b> </p> <ul style="list-style-type: none"> <li>• Aneurysm</li> <li>• Aortic dissection</li> </ul>
<b>Electrocardiogram</b>	<p><b>CRITICAL TEST RELATED TO NEW OR UNSUSPECTED DIAGNOSIS OF:</b> </p> <ul style="list-style-type: none"> <li>• Acute changes in ST elevation may indicate acute MI or pericarditis</li> <li>• Bradycardia (less than 40 beats per min)</li> <li>• PVCs greater than three in a row, pauses greater than 3 sec, or identified blocks</li> <li>• Tachycardia (greater than 120 beats per min), supraventricular tachycardia, and ventricular tachycardia</li> </ul>

<b>Electroencephalography</b>	<b>CRITICAL TEST RELATED TO NEW OR UNSUSPECTED DIAGNOSIS OF:</b>  <ul style="list-style-type: none"> <li>• Abscess</li> <li>• Brain death</li> <li>• Head injury</li> <li>• Hemorrhage</li> <li>• Intracranial hemorrhage</li> </ul>
<b>Esophagogastroduodenoscopy</b>	<b>CRITICAL TEST RELATED TO NEW OR UNSUSPECTED DIAGNOSIS OF:</b>  <ul style="list-style-type: none"> <li>• Presence and location of acute GI bleed</li> </ul>
<b>Gastrointestinal Blood Loss Scan</b>	<b>CRITICAL TEST RELATED TO NEW OR UNSUSPECTED DIAGNOSIS OF:</b>  <ul style="list-style-type: none"> <li>• Acute GI bleed</li> </ul>
<b>Kidney, Ureter, and Bladder Study</b>	<b>CRITICAL TEST RELATED TO NEW OR UNSUSPECTED DIAGNOSIS OF:</b>  <ul style="list-style-type: none"> <li>• Bowel obstruction</li> <li>• Ischemic bowel</li> <li>• Visceral injury</li> </ul>
<b>Laparoscopy, Abdominal</b>	<b>CRITICAL TEST RELATED TO NEW OR UNSUSPECTED DIAGNOSIS OF:</b>  <ul style="list-style-type: none"> <li>• Appendicitis</li> </ul>
<b>Laparoscopy, Gynecologic</b>	<b>CRITICAL TEST RELATED TO NEW OR UNSUSPECTED DIAGNOSIS OF:</b>  <ul style="list-style-type: none"> <li>• Ectopic pregnancy</li> <li>• Foreign body</li> <li>• Tumor with significant mass effect</li> </ul>
<b>Liver and Spleen Scan</b>	<b>CRITICAL TEST RELATED TO NEW OR UNSUSPECTED DIAGNOSIS OF:</b>  <ul style="list-style-type: none"> <li>• Visceral injury</li> </ul>
<b>Lung Perfusion Scan</b>	<b>CRITICAL TEST RELATED TO NEW OR UNSUSPECTED DIAGNOSIS OF:</b>  <ul style="list-style-type: none"> <li>• Pulmonary embolism</li> </ul>
<b>Lung Ventilation Scan</b>	<b>CRITICAL TEST RELATED TO NEW OR UNSUSPECTED DIAGNOSIS OF:</b>  <ul style="list-style-type: none"> <li>• Pulmonary embolism</li> </ul>
<b>Magnetic Resonance Angiography</b>	<b>CRITICAL TEST RELATED TO NEW OR UNSUSPECTED DIAGNOSIS OF:</b>  <ul style="list-style-type: none"> <li>• Aortic aneurysm</li> <li>• Aortic dissection</li> <li>• Occlusion</li> <li>• Tumor with significant mass effect</li> <li>• Vertebral artery dissection</li> </ul>

<b>Magnetic Resonance Imaging, Abdomen</b>	<b>CRITICAL TEST RELATED TO NEW OR UNSUSPECTED DIAGNOSIS OF:</b>  <ul style="list-style-type: none"> <li>• Acute GI bleed</li> <li>• Aortic aneurysm</li> <li>• Infection</li> <li>• Tumor with significant mass effect</li> </ul>
<b>Magnetic Resonance Imaging, Brain</b>	<b>CRITICAL TEST RELATED TO NEW OR UNSUSPECTED DIAGNOSIS OF:</b>  <ul style="list-style-type: none"> <li>• Abscess</li> <li>• Cerebral aneurysm</li> <li>• Cerebral infarct</li> <li>• Hydrocephalus</li> <li>• Skull fracture or contusion</li> <li>• Tumor with significant mass effect</li> </ul>
<b>Magnetic Resonance Imaging, Chest</b>	<b>CRITICAL TEST RELATED TO NEW OR UNSUSPECTED DIAGNOSIS OF:</b>  <ul style="list-style-type: none"> <li>• Aortic aneurysm</li> <li>• Aortic dissection</li> <li>• Tumor with significant mass effect</li> </ul>
<b>Plethysmography</b>	<b>CRITICAL TEST RELATED TO NEW OR UNSUSPECTED DIAGNOSIS OF:</b>  <ul style="list-style-type: none"> <li>• DVT</li> </ul>
<b>Positron Emission Tomography, Brain</b>	<b>CRITICAL TEST RELATED TO NEW OR UNSUSPECTED DIAGNOSIS OF:</b>  <ul style="list-style-type: none"> <li>• Aneurysm</li> <li>• CVA</li> <li>• Tumor with significant mass effect</li> </ul>
<b>Ultrasound, Biophysical Profile, Obstetric</b>	<b>CRITICAL TEST RELATED TO NEW OR UNSUSPECTED DIAGNOSIS OF:</b>  <ul style="list-style-type: none"> <li>• Abruptio placentae</li> <li>• Adnexal torsion</li> <li>• BPP score between 0 and 2 is abnormal and indicates the need for assessment and immediate delivery.</li> <li>• Ectopic pregnancy</li> <li>• Fetal death</li> <li>• Placenta previa</li> </ul>
<b>Ultrasound, Pelvis (Gynecologic, Nonobstetric)</b>	<b>CRITICAL TEST RELATED TO NEW OR UNSUSPECTED DIAGNOSIS OF:</b>  <ul style="list-style-type: none"> <li>• Abscess</li> <li>• Adnexal torsion</li> <li>• Appendicitis</li> <li>• Ectopic pregnancy</li> <li>• Infection</li> <li>• Tumor with significant mass effect</li> </ul>

<b>Ultrasound, Scrotal</b>	<b>CRITICAL TEST RELATED TO NEW OR UNSUSPECTED DIAGNOSIS OF:</b>  <ul style="list-style-type: none"> <li>• Testicular torsion</li> </ul>
<b>Ultrasound, Venous Doppler, Extremity Studies</b>	<b>CRITICAL TEST RELATED TO NEW OR UNSUSPECTED DIAGNOSIS OF:</b>  <ul style="list-style-type: none"> <li>• DVT</li> </ul>
<b>Upper Gastrointestinal and Small Bowel Series</b>	<b>CRITICAL TEST RELATED TO NEW OR UNSUSPECTED DIAGNOSIS OF:</b>  <ul style="list-style-type: none"> <li>• Foreign body</li> <li>• Perforated bowel</li> <li>• Tumor with significant mass effect</li> </ul>
<b>Venography, Lower Extremity Studies</b>	<b>CRITICAL TEST RELATED TO NEW OR UNSUSPECTED DIAGNOSIS OF:</b>  <ul style="list-style-type: none"> <li>• DVT</li> </ul>